

5 40 101 111 22

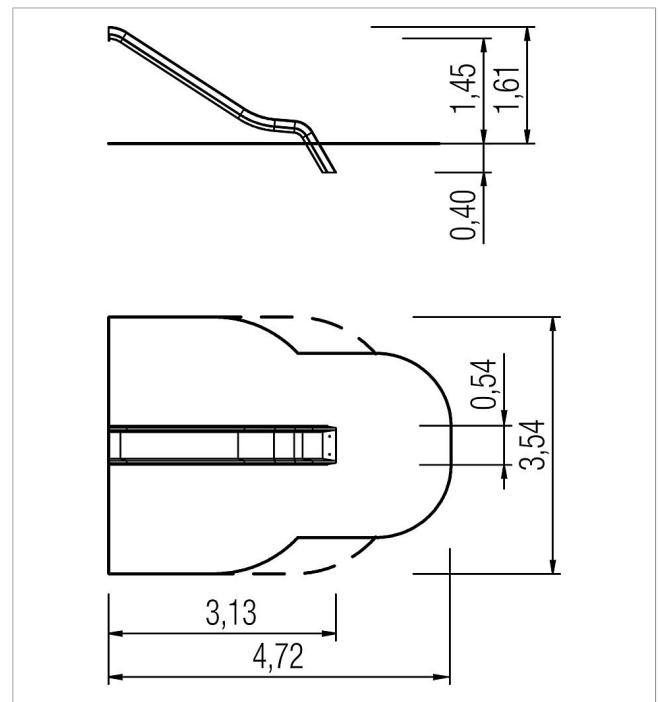
## Basis Anbaurutsche PH 145 cm










made in germany



### Lieferumfang

1x Rutsche PH 145 cm: GFK mit Edelstahlbelag



|   |                  |                       |
|---|------------------|-----------------------|
|  | Material         | GFK grau mit VA-Belag |
|  | Fundamentlevel   | FL 1                  |
|  | Mindest-Raum     | 4,56x3,52x3,25 m      |
|  | Freie Fallhöhe   | 145 cm                |
|  | Fallschutz netto | 15,0 m <sup>2</sup>   |
|  | Fundamente       | 1x OF oder 1x FFK     |
|  | Montage          | 2 Personen/0,25 Std.  |
|  | Größtes Teil     | 375x48x45 cm          |
|  | Schwerstes Teil  | 55 kg                 |